

International Buyers of Indonesian Coal 2017

Table of Contents

CHAPTER I. BITUMINOUS COAL: COKING COAL

1.1. Market Share Of Indonesian Bituminous Coal (Coking Coal)

Graph 1.1. Market Share of International Buyers of Indonesian Coal by Country, 2017

Graph 1.2. Market Share of International Buyers of Indonesian Coal by Company, 2017

1.2. International Buyers Of Indonesian Bituminous Coal (Coking Coal)

Table 1.1. List of Indonesian Coal Buyers from Bangladesh by Volume and Value, 2017

Table 1.2. List of Indonesian Coal Buyers from Cambodia by Volume and Value, 2017

Table 1.3. List of Indonesian Coal Buyers from China by Volume and Value, 2017

Table 1.4. List of Indonesian Coal Buyers from Hong Kong by Volume and Value, 2017

Table 1.5. List of Indonesian Coal Buyers from India by Volume and Value, 2017

Table 1.6. List of Indonesian Coal Buyers from Iran by Volume and Value, 2017

Table 1.7. List of Indonesian Coal Buyers from Italy by Volume and Value, 2017

Table 1.8. List of Indonesian Coal Buyers from Japan by Volume and Value, 2017

Table 1.9. List of Indonesian Coal Buyers from Korea by Volume and Value, 2017

Table 1.10. List of Indonesian Coal Buyers from Malaysia by Volume and Value, 2017

Table 1.11. List of Indonesian Coal Buyers from Netherland by Volume and Value, 2017

Table 1.12. List of Indonesian Coal Buyers from Pakistan by Volume and Value, 2017

Table 1.13. List of Indonesian Coal Buyers from Philippines by Volume and Value, 2017

Table 1.14. List of Indonesian Coal Buyers from Singapore by Volume and Value, 2017

Table 1.15. List of Indonesian Coal Buyers from Switzerland by Volume and Value, 2017

Table 1.16. List of Indonesian Coal Buyers from Taiwan by Volume and Value, 2017

Table 1.17. List of Indonesian Coal Buyers from Thailand by Volume and Value, 2017

Table 1.18. List of Indonesian Coal Buyers from United Arab Emirates by Volume and Value, 2017

Table 1.19. List of Indonesian Coal Buyers from Viet Nam by Volume and Value, 2017

Table of Contents

CHAPTER II. BITUMINOUS COAL: NON COKING COAL

2.1. Market Share Of Indonesian Bituminous Coal (Non Coking Coal)

Graph 2.1. Market Share of International Buyers of Indonesian Coal by Country, 2017

Graph 2.2. Market Share of International Buyers of Indonesian Coal by Company, 2017

2.2. List Of International Buyers Of Indonesian Bituminous Coal (Non Coking Coal)

Table 2.1. List of Indonesian Coal Buyers from Bangladesh by Volume and Value, 2017

Table 2.2. List of Indonesian Coal Buyers from Cambodia by Volume and Value, 2017

Table 2.3. List of Indonesian Coal Buyers from China by Volume and Value, 2017

Table 2.4. List of Indonesian Coal Buyers from France by Volume and Value, 2017

Table 2.5. List of Indonesian Coal Buyers from Hong Kong by Volume and Value, 2017

Table 2.6. List of Indonesian Coal Buyers from India by Volume and Value, 2017

Table 2.7. List of Indonesian Coal Buyers from Italy by Volume and Value, 2017

Table 2.8. List of Indonesian Coal Buyers from Japan by Volume and Value, 2017

Table 2.9. List of Indonesian Coal Buyers from Korea by Volume and Value, 2017

Table 2.10. List of Indonesian Coal Buyers from Malaysia by Volume and Value, 2017

Table 2.11. List of Indonesian Coal Buyers from Marshal Island by Volume and Value, 2017

Table 2.12. List of Indonesian Coal Buyers from Myanmar by Volume and Value, 2017

Table 2.13. List of Indonesian Coal Buyers from New Zealand by Volume and Value, 2017

Table 2.14. List of Indonesian Coal Buyers from Pakistan by Volume and Value, 2017

Table 2.15. List of Indonesian Coal Buyers from Philippines by Volume and Value, 2017

Table 2.16. List of Indonesian Coal Buyers from Reunion by Volume and Value, 2017

Table 2.17. List of Indonesian Coal Buyers from Singapore by Volume and Value, 2017

Table 2.18. List of Indonesian Coal Buyers from Slovenia by Volume and Value, 2017

Table 2.19. List of Indonesian Coal Buyers from Switzerland by Volume and Value, 2017

Table 2.20. List of Indonesian Coal Buyers from Taiwan by Volume and Value, 2017

Table 2.21. List of Indonesian Coal Buyers from Thailand by Volume and Value, 2017

Table 2.22. List of Indonesian Coal Buyers from United Arab Emirates by Volume and Value, 2017

Table 2.23. List of Indonesian Coal Buyers from Viet Nam Emirates by Volume and Value, 2017

Table 2.24. List of Indonesian Coal Buyers from Virgin Islands (British) by Volume and Value, 2017

Table of Contents

CHAPTER III. OTHER COAL (NON BITUMINOUS COAL)

3.1. Market Share Of Indonesian Coal (Other Coal – Non Bituminous Coal)

Graph 3.1. Market Share of International Buyers of Indonesian Coal by Country, 2017

Graph 3.2. Market Share of International Buyers of Indonesian Coal by Company, 2017

3.2. List Of International Buyers Of Indonesian Coal (Other Coal – Non Bituminous Coal)

Table 3.1. List of Indonesian Coal Buyers from Bangladesh by Volume and Value, 2017

Table 3.2. List of Indonesian Coal Buyers from Cambodia by Volume and Value, 2017

Table 3.3. List of Indonesian Coal Buyers from China by Volume and Value, 2017

Table 3.4. List of Indonesian Coal Buyers from Hong Kong by Volume and Value, 2017

Table 3.5. List of Indonesian Coal Buyers from India by Volume and Value, 2017

Table 3.6. List of Indonesian Coal Buyers from Japan by Volume and Value, 2017

Table 3.7. List of Indonesian Coal Buyers from Korea by Volume and Value, 2017

Table 3.8. List of Indonesian Coal Buyers from Laos by Volume and Value, 2017

Table 3.9. List of Indonesian Coal Buyers from Malaysia by Volume and Value, 2017

Table 3.10. List of Indonesian Coal Buyers from Myanmar by Volume and Value, 2017

Table 3.11. List of Indonesian Coal Buyers from New Zealand by Volume and Value, 2017

Table 3.12. List of Indonesian Coal Buyers from Pakistan by Volume and Value, 2017

Table 3.13. List of Indonesian Coal Buyers from Philippines by Volume and Value, 2017

Table 3.14. List of Indonesian Coal Buyers from Singapore by Volume and Value, 2017

Table 3.15. List of Indonesian Coal Buyers from Spain by Volume and Value, 2017

Table 3.16. List of Indonesian Coal Buyers from Srilanka by Volume and Value, 2017

Table 3.17. List of Indonesian Coal Buyers from Switzerland by Volume and Value, 2017

Table 3.18. List of Indonesian Coal Buyers from Taiwan by Volume and Value, 2017

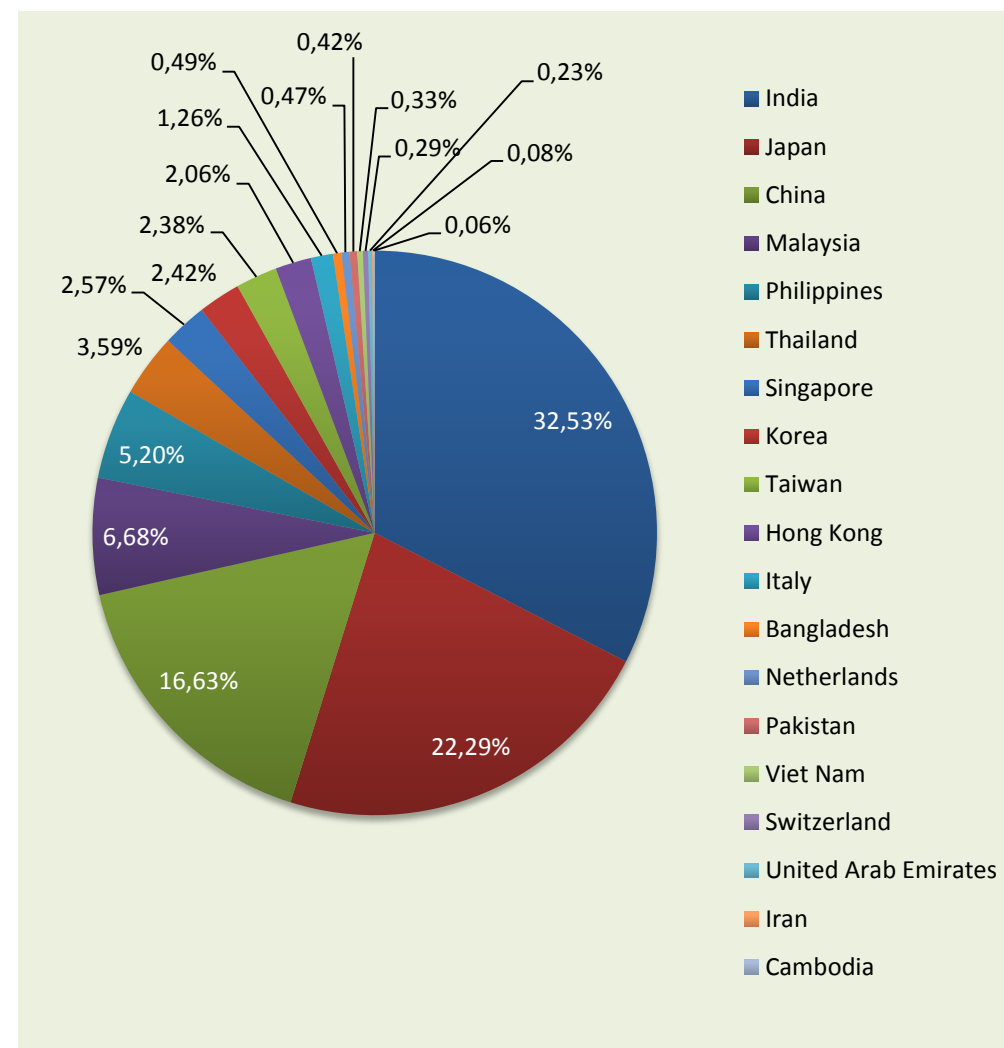
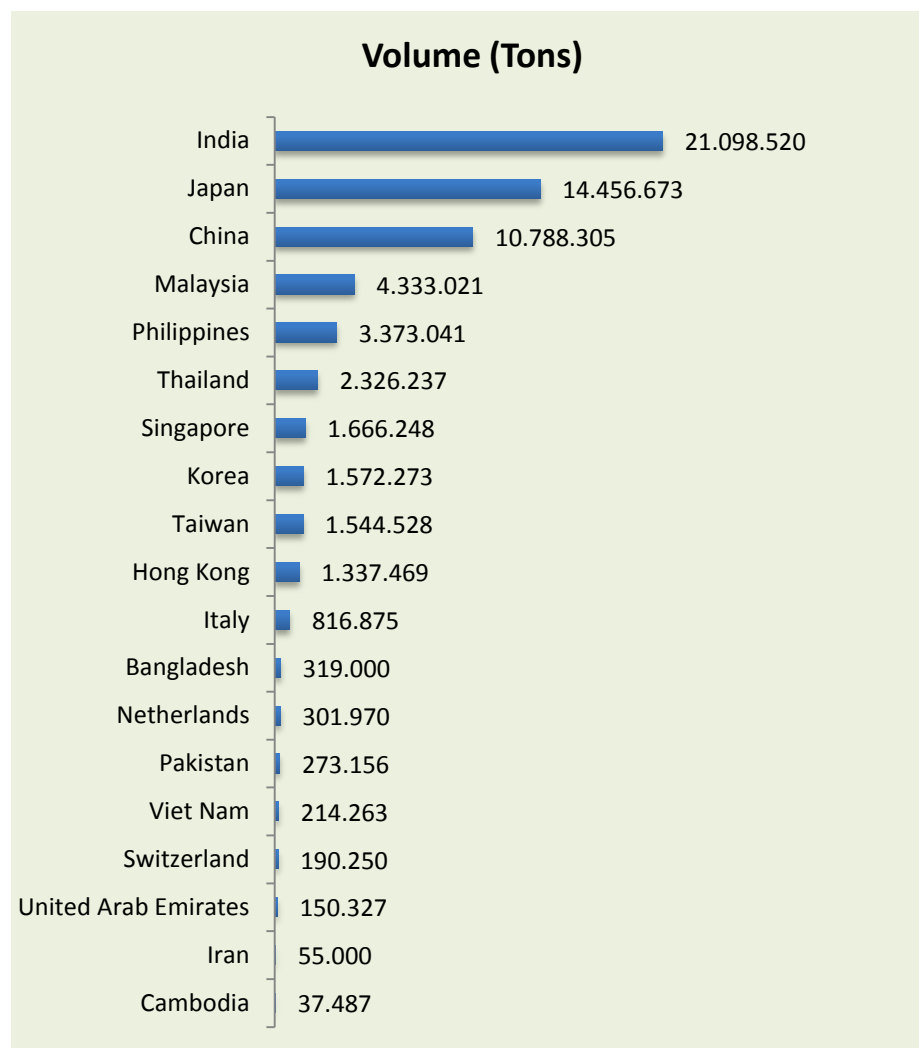
Table 3.19. List of Indonesian Coal Buyers from Thailand by Volume and Value, 2017

Table 3.20. List of Indonesian Coal Buyers from United Arab Emirates by Volume and Value, 2017

Table 3.21. List of Indonesian Coal Buyers from Viet Nam Emirates by Volume and Value, 2017

CHAPTER I. BITUMINOUS COAL: COKING COAL

1.1. Market Share Of Indonesian Bituminous Coal (Coking Coal)

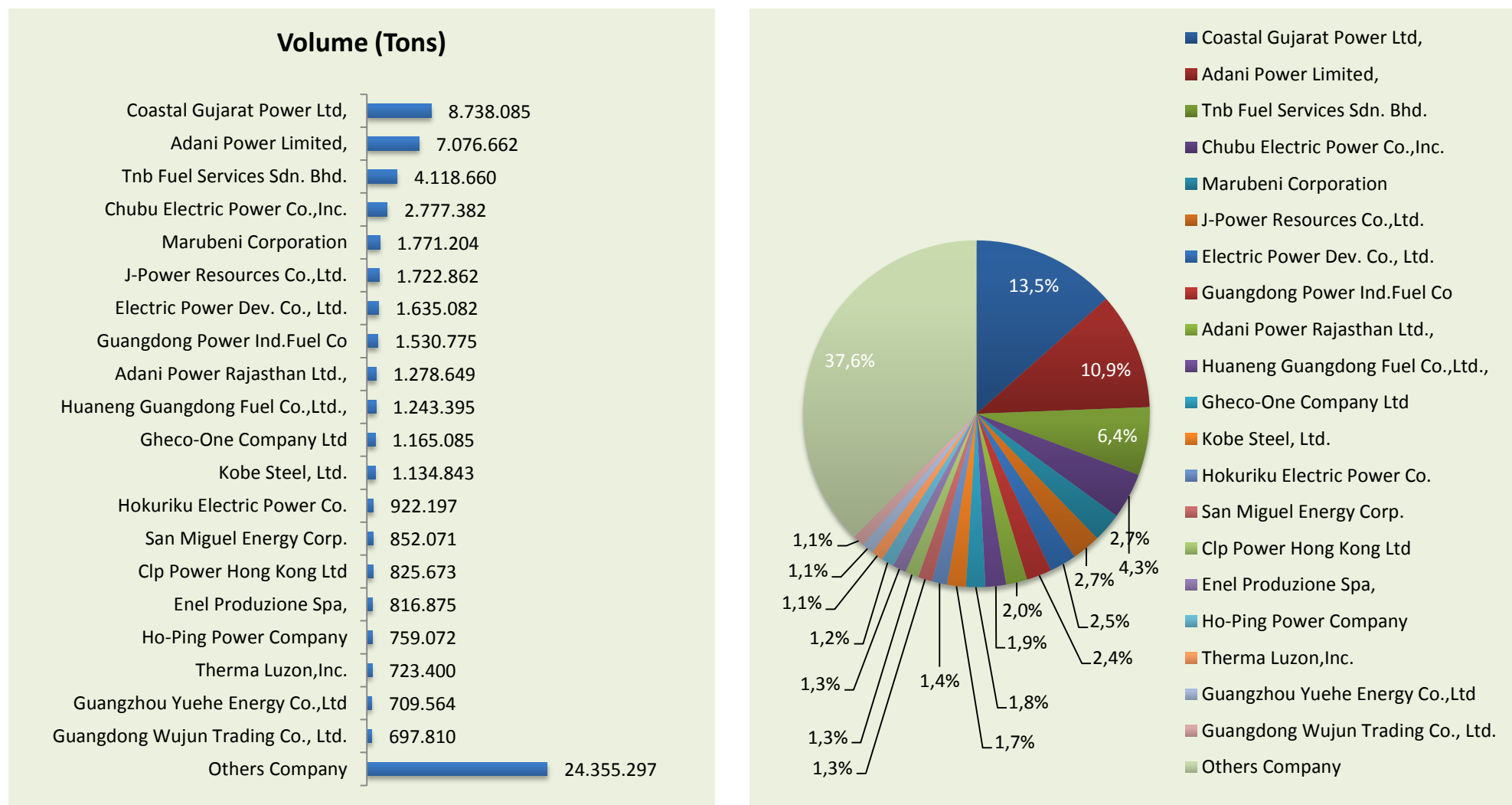


Graph 1.1. Market Share of International Buyers of Indonesian Coal by Country, 2017

Source: The Directorate General of Customs and Excise , Ministry of Finance – Indonesia

CHAPTER I. BITUMINOUS COAL: COKING COAL

1.1. Market Share Of Indonesian Bituminous Coal (Coking Coal)



Graph 1.2. Market Share of International Buyers of Indonesian Coal by Company, 2017

Source: The Directorate General of Customs and Excise , Ministry of Finance – Indonesia

CHAPTER I. BITUMINOUS COAL: COKING COAL

1.2. International Buyers Of Indonesian Bituminous Coal (Coking Coal)

Table 1.1. List of Indonesian Coal Buyers from Bangladesh by Volume and Value, 2017

Company	Address	Volume (Tons)	Nilai (USD)	Average Price (USD/Ton)
M/S. Anisur Rahman,	Station Bazar, Noapara, Jessore, Bangladesh	55.000	3.388.000	61,60
M/S. Ovi Traders	21, Dilkusha C/A, Dhaka, Bangladesh.	110.000	6.765.000	30,75
M/S. Sahara Enterprise	10, A B Das Lane, Chairmanghat, Feringhee Bazar, Chittagong, Bangladesh	44.000	2.739.000	62,25
M/S. Abdul Wahab,	Station Bazar, Noapara, Jessore, Bangladesh	55.000	3.396.250	61,75
Mosharaf And Brothers,	Red Crescent Borak Tower (Sw),37/3/A Eskaton Garden Level-7 (Sw),71-72	55.000	3.382.500	61,50
TOTAL		319.000	16.288.250	

Source: The Directorate General of Customs and Excise , Ministry of Finance – Indonesia

Table 1.2. List of Indonesian Coal Buyers from Cambodia by Volume and Value, 2017

Company	Address	Volume (Tons)	Nilai (USD)	Average Price (USD/Ton)
Suvarnaphum Invest. Co., Ltd	No.52 , Street 598, Sangkat Beoung Kak li Khan Toul Kork Pnom Penh	37.487	1.621.016	43,24

Source: The Directorate General of Customs and Excise , Ministry of Finance – Indonesia

Data&Company



If you want to get this Data Report, please click this link

<http://data.co.id/product/international-buyers-of-indonesian-coal-2017/>